

Spring 2026 Release

Marketing intake & support for new product launches

Comments


Stephanie Vargas created this task 20 mins ago

Christy Taragon 10 mins ago
Are the delays mostly happening before work starts or during intake review?

Workflow Optimizer AI Teammate 10 mins ago
Most delays occur before work begins. ~42% of requests are missing required details. Adding required fields to a standardized intake form would eliminate most of this delay.

Dmitry Orlov 10 mins ago
Do we know which intake form teams are using most today?


Workflow Optimizer AI Teammate 10 mins ago
Yes. The Campaign Request Form accounts for ~65% of submissions across Marketing. I've optimized the intake flow and form here for clarity. Assigned to Stephanie Vargas for final review.



How can I help you?

Kick off a project in Asana to track incoming requests, proceed with next steps, and flag potential blockers for the creative team

Asana



MAY

Table of contents

[VIEW SECTION](#)

Asana AI

[VIEW SECTION](#)

Project management

[VIEW SECTION](#)

Resource management

[VIEW SECTION](#)

Integrations

[VIEW SECTION](#)

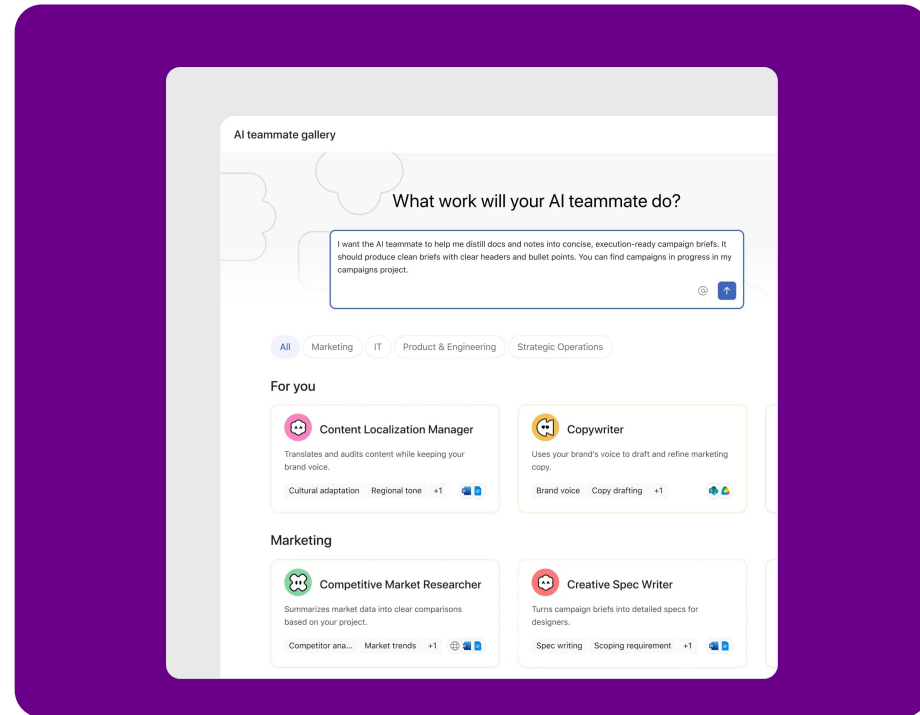
Admin controls

SPRING 2026 RELEASE

Asana AI

Asana AI

- ✓ Roles in project templates with AI Studio
Automatically assign roles to the right people
- ✓ Manage large files with AI Studio
Process robust attachments and data
- ✓ AI Teammates
Collaborate with AI that delivers real results
- ✓ Awareness of AI credits
Track AI credit consumption



Save time by automatically assigning roles to the right people with AI Studio

Resources →



Overview

Eliminate manual project setup. When converting tasks to projects using AI Studio, ensure that the right owners are assigned to the right work.



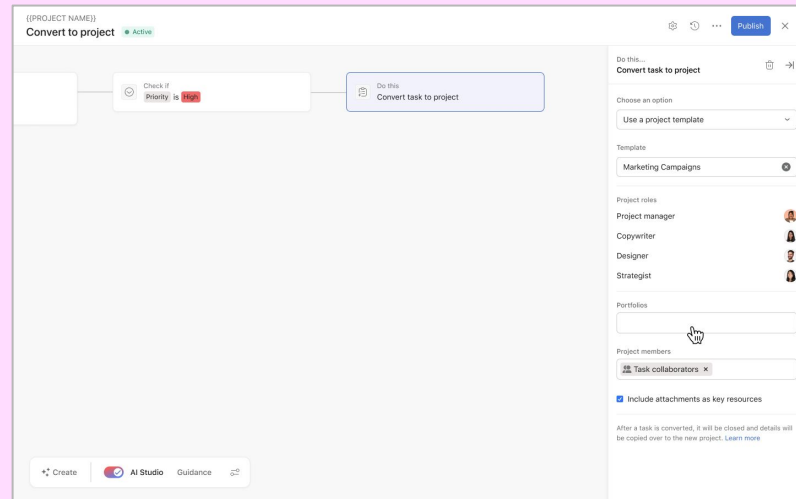
Key benefits

- Save time by automating role assignments directly from the start
- Improve accuracy and consistency across workflows with AI that enables the right people to own the right workstreams



Key use cases

- Campaign management
- Request tracking
- Project management



How it works

In the rule builder, when configuring a “convert task to project” action within a project template, map project roles using AI variables to dynamically assign roles.

Get better insights using **AI Studio** to handle complex data

Resources →



Overview

Seamlessly work with data-heavy files in Asana. AI Studio can now analyze large file attachments, including robust excel spreadsheets, lengthy CSVs, and PDFs.



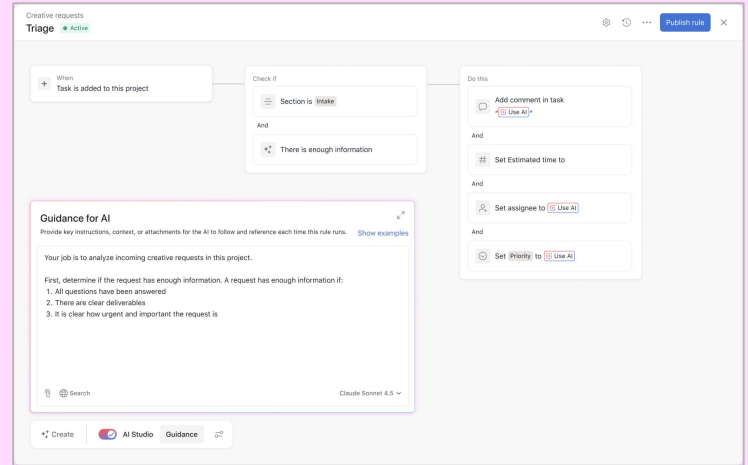
Key benefits

- Leverage AI insights and data points to improve outcomes
- Run more sophisticated calculations with AI Studio
- Analyze large file attachments without hitting processing limits



Key use cases

- Business reviews & reporting
- Strategic planning & portfolio management



How it works

Asana AI Studio is a no-code builder where you can build AI workflows to pass off your teams' busywork, and deploy them where your teams work.

Accelerate complex work & critical outcomes with **AI Teammates**

Resources →



Overview

Maximize productivity with AI Teammates that are purpose-built for teams. AI Teammates understand how your team works and live inside the actual workflows they operate in.



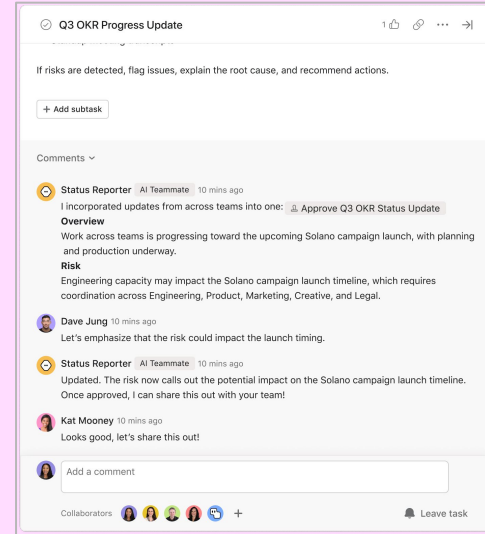
Key benefits

- AI Teammates are multiplayer by design and can work with your entire team to launch campaigns, resolve risks, and optimize workflows
- AI Teammates self-improve over time with shared memory and context from past work
- AI Teammates work within your existing permissions and controls



Key use cases

- Project management
- Request tracking
- Strategic planning & portfolio management
- Campaign management



How it works

Access prebuilt AI Teammates in the AI Teammate Gallery or build your own - no code required. Each prebuilt AI Teammate has a specific focus and is tailored to workflows across marketing, operations, IT, and more.

Run AI-powered rules confidently with awareness of credits

Resources →



Overview

Drive greater visibility around AI credit usage. As you build out rules that utilize AI capabilities, you will have a clearer in-product view and signal regarding the consumption of credits.



Key benefits

- Better manage AI credit consumption across the organization
- Track and monitor credit usage in AI workflows
- Prevent the potential for any rule disruptions or errors



Key use cases

- Project management
- Business reviews & reporting
- Admin controls & security

The screenshot shows the Asana 'Rules' management interface. At the top, there are three summary cards: 'Rule runs' (515 since mm/dd/yy), 'Average credit cost' (750 per rule run), and 'AI credits used' (28.5K this billing period). To the right, an 'AI Studio Basic' card shows '49K credits left' with a progress bar and a link to 'Learn more about AI credits'. Below these is a table of rules with columns for Name, Owner, Status, Credits used per run, Used in, Last active, Last modified, and Creation time.

Name	Owner	Status	Credits used per run	Used in	Last active	Last modified	Creation time
Automatically name tasks	Sue Cranboock	Active	800	Campaign Initiative	Last run yesterday	11 days ago	11 days ago
Customer Insights Aggregator	Sue Cranboock	Active	-	Campaign Initiative	Last run yesterday	11 days ago	11 days ago
Email Engagement Tracker	Sue Cranboock	Active	1,300	Campaign Initiative	Last run yesterday	11 days ago	11 days ago
Automated Feedback Loop	Sue Cranboock	Active	-	Campaign Initiative	Last run yesterday	11 days ago	11 days ago
Social Media Scheduler	Sue Cranboock	Active	500	Campaign Initiative	Last run yesterday	11 days ago	11 days ago
Lead Conversion Optimizer	Sue Cranboock	Active	-	Campaign Initiative	Last run yesterday	11 days ago	11 days ago
Event Attendance Tracker	Sue Cranboock	Active	-	Campaign Initiative	Last run yesterday	11 days ago	11 days ago
Meeting Triager	Sue Cranboock	Active	600	Creative Request Intake	Last run yesterday	11 days ago	11 days ago
Meeting Triager	Sue Cranboock	Active	900	Marketing Website Redesign	Last run yesterday	11 days ago	11 days ago

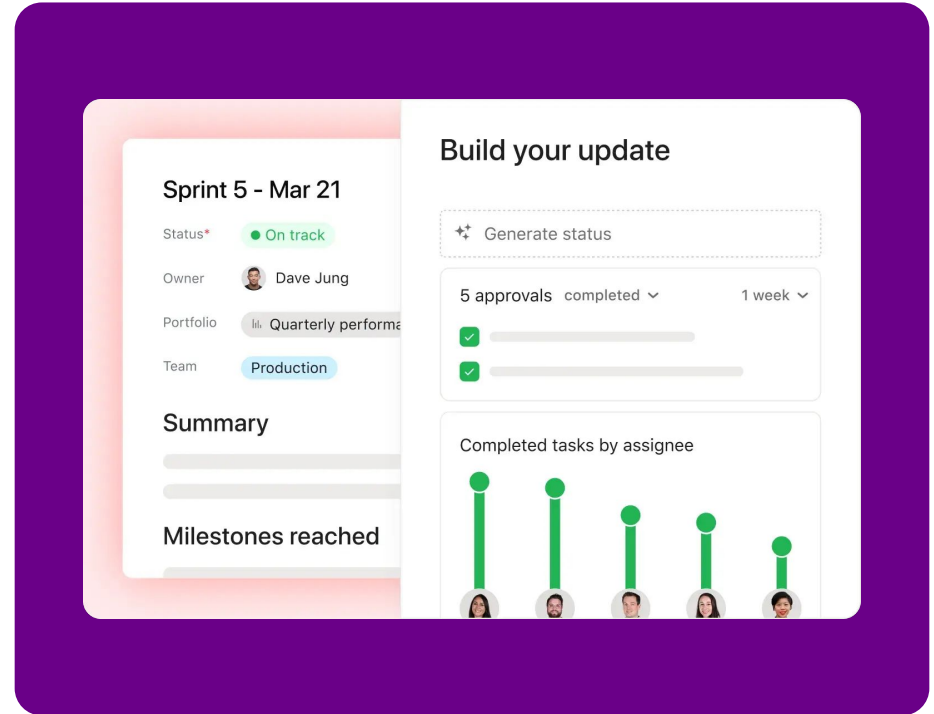
How it works

Gain a clearer understanding of what the impact on AI credit consumption is when AI conditions or actions are added to rules.

Project management

Project management

- ✓ Status update templates
Standardize team communication
- ✓ Date custom fields in advanced search
Enable precise queries and reporting



Standardize communication with **status update templates**

Resources →



Overview

Create structured status updates across the organization. Enable team members to send and receive the relevant information in a standardized manner.



Key benefits

- Improve stakeholder visibility and alignment
- Save time by eliminating repetitive setup for recurring status updates
- Share team progress consistently across workflows
- Use AI to generate a draft of the content based on the template structure



Key use cases

- Project management
- Business reviews & reporting

Status templates		Filter: Owner X	Sort: Last modified	+ Create template
Name	Description	Managed by	Usage	Last modified
Weekly update	For updates sent out to the team (should be on a weekly ba...	[Avatar]	20	Yester...
Quarterly Business Review	Use for QBR pre-read with executive team	[Avatar] FT	20	Yester...
Annual Business Review	Use for annual pre-read with executive team	[Avatar] AR	20	1 day a...
Brand Team Updates	Monthly update on all the good stuff brand creative is cooki...	[Avatar] CS	20	5 days
Product Design Team Updates	Weekly update for leadership on what you're up to this week	[Avatar] AY MF	20	Nov 1
Execution Project		[Avatar]	20	Aug 28
Annual Business Review [OLD]	Don't use this template, use Annual Business Review instead	[Avatar]	20	Jul 22,

How it works

Create and save status update templates that can be reused across projects and portfolios, ensuring consistent communication standards.

Find what you need faster with **date custom fields in advanced search**

Resources →



Overview

Filter advanced search results by the custom date field to surface the right tasks or objects in Asana. Similar to the built-in date fields, users can filter the new custom date fields in the search view by multiple parameters (e.g. date range, specific date, within the last, etc.)



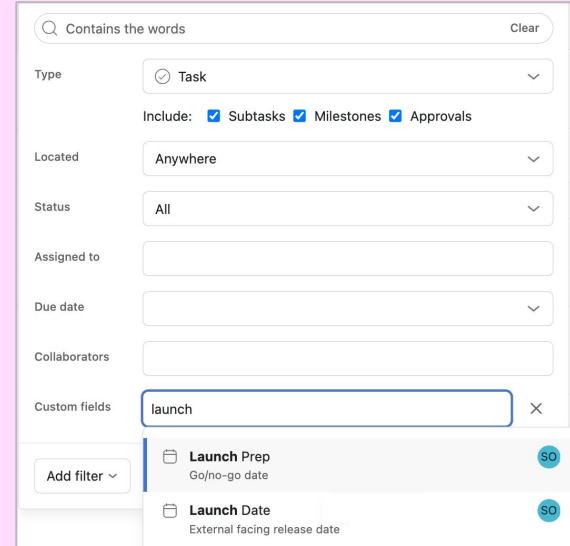
Key benefits

- Enable precise queries and reporting
- Filter by key custom dates that are team or department-specific such as compliance deadlines, event dates, etc.
- Make more informed decisions with the right data points



Key use cases

- Campaign management
- Project management



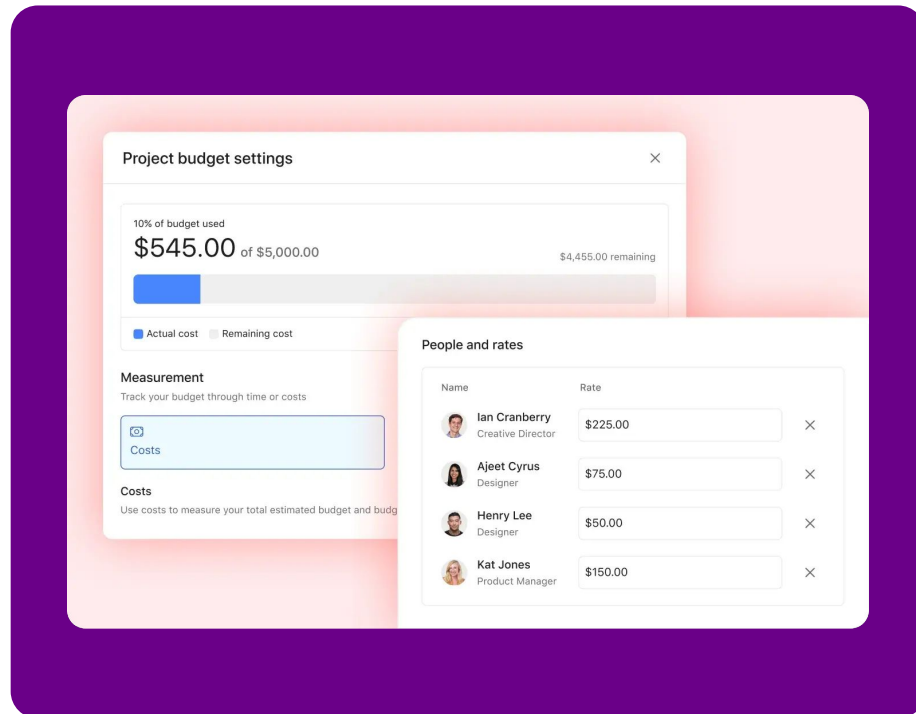
How it works

In advanced search, users can filter by custom date fields in addition to the built-in date fields.

Resource management

Resource management

- ✔ Timesheets and Budgets add-on
Track budgets and timesheet data in real time
- ✔ Group by project custom field on capacity plans
Organize and view data more clearly
- ✔ CSV export of capacity plan allocations
Export capacity plan data



Improve project health with accurate data and AI insights using the **Timesheets and Budgets add-on (self-serve)**

Resources →



Overview

Get real-time visibility into budgets and time spent on work with the Timesheets and Budgets add-on. Existing customers can now sign up on their own and start a free 14-day trial.



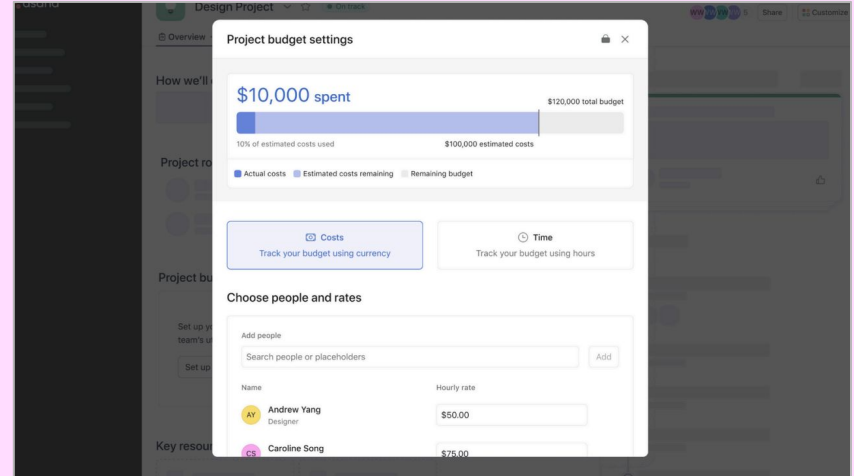
Key benefits

- Accurately track time spent on projects
- Monitor costs and potential revenue using billable rates
- Centralize approvals for timesheets
- Optimize project planning with AI-powered recommendations and insights



Key use cases

- Resource management
- Project management
- Business reviews & reporting
- Strategic planning & portfolio management



How it works

The Timesheets and Budgets add-on is available for Starter, Advanced, Enterprise, and Enterprise+ plans.

Focus on the data that matters with custom field grouping on capacity plans

Resources →



Overview

Organize and view capacity plans by the select attribute or custom field (e.g. priority, investment type, category).



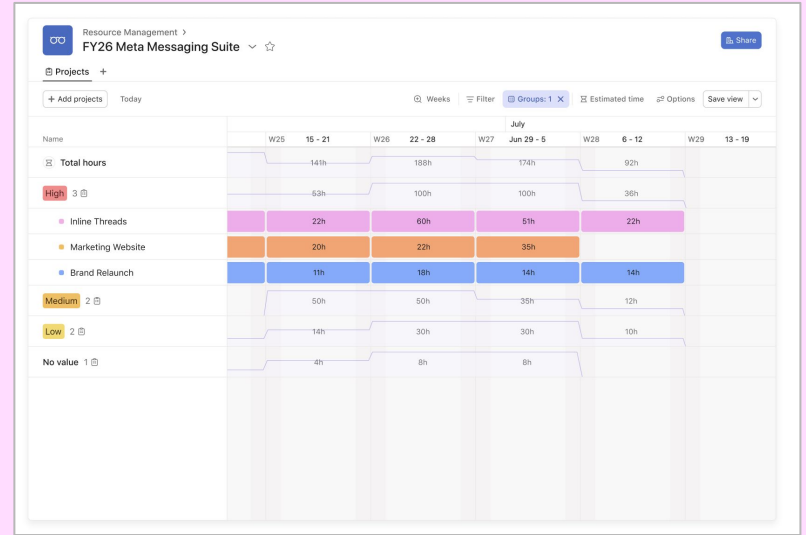
Key benefits

- Gain faster insights into capacity and resource allocations without manually parsing through the data
- Analyze the work based on what matters to you and your team



Key use cases

- Resource management
- Strategic planning & portfolio management
- Project management



How it works

Group by the project custom field in the capacity plan.

Apply data from Asana where you need with **CSV export of capacity plan allocations**

Resources →



Overview

Export capacity plan details and allocations as a CSV file for different reporting needs.



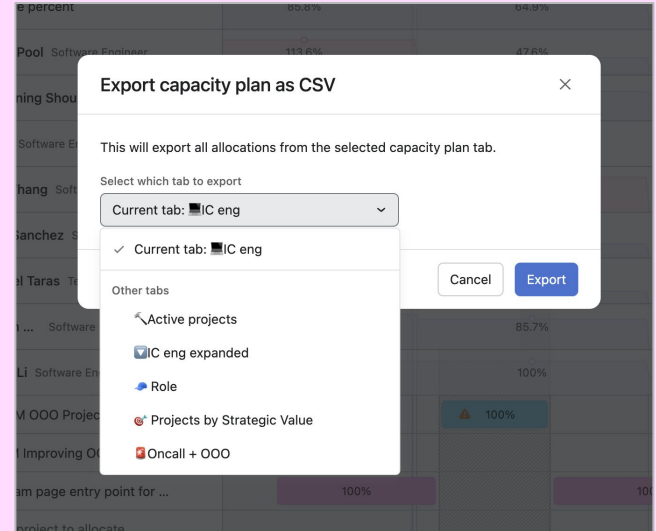
Key benefits

- Access structured, easy-to-read data directly from Asana
- Unlock additional reporting capabilities by exporting data to Tableau, Power BI, etc.



Key use cases

- Resource management
- Business reviews & reporting



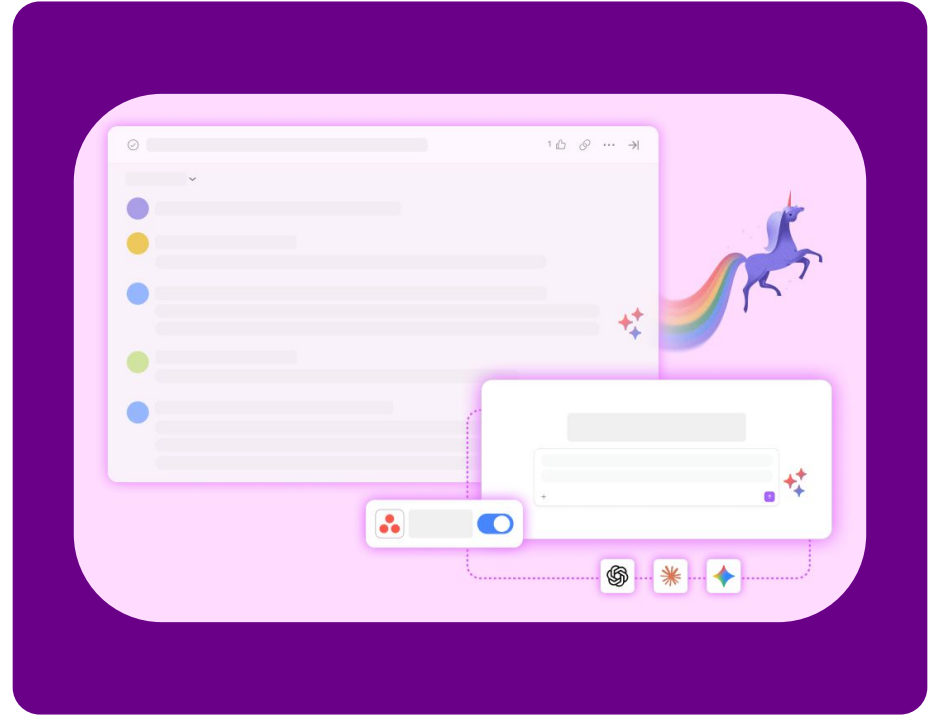
How it works

From the capacity plan tab or view, click “export CSV” to download the allocation details.

Integrations

Integrations

- ✓ AI connectors (Claude, ChatGPT, and Gemini)
Move from idea to execution in Asana



Convert ideas into actionable next steps with **AI Connectors**

Resources →



Overview

Move faster from idea to impact. Kick off and execute work streams in Asana from conversations with Claude, ChatGPT, and Gemini.



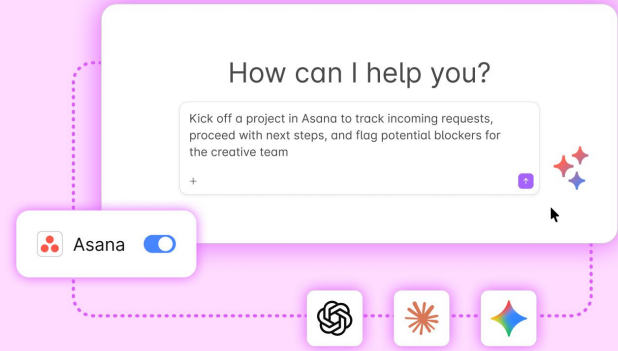
Key benefits

- Collaborate seamlessly across teams and departments
- Automatically create structured work in Asana
- Monitor and preview the status of initiatives in Asana directly in the AI tool of your choice
- Reduce the friction of manual context switching



Key use cases

- Project management
- Campaign management
- Onboarding
- Strategic planning & portfolio management



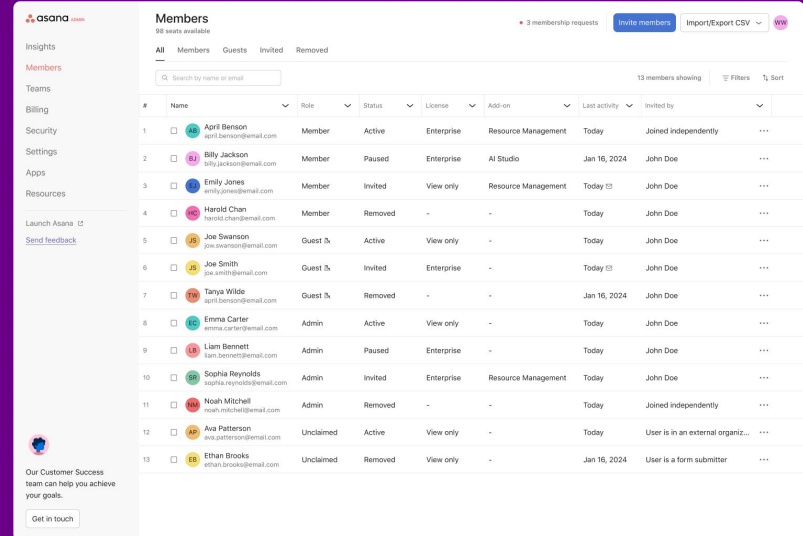
How it works

Connect Asana to the AI tools (Claude, ChatGPT, and Gemini) by adding it as a connector. You may need to ask your admin to enable the integration for your workspace.

Admin controls

Admin controls














- ✔ Enhancements in the admin console
Save custom views and manage user access at scale



Members 98 seats available 3 membership requests [Invite members](#) [Import/Export CSV](#) [WV](#)

All Members Guests Invited Removed

Search by name or email 13 members showing Filters Sort

#	Name	Role	Status	License	Add-on	Last activity	Invited by	
1	 April Benson april.benson@email.com	Member	Active	Enterprise	Resource Management	Today	Joined independently	...
2	 Billy Jackson billy.jackson@email.com	Member	Paused	Enterprise	AI Studio	Jan 16, 2024	John Doe	...
3	 Emily Jones emily.jones@email.com	Member	Invited	View only	Resource Management	Today	John Doe	...
4	 Harold Chan harold.chan@email.com	Member	Removed	-	-	Today	John Doe	...
5	 Joe Swanson joe.swanson@email.com	Guest 3x	Active	View only	-	Today	John Doe	...
6	 Joe Smith joe.smith@email.com	Guest 3x	Invited	Enterprise	-	Today	John Doe	...
7	 Tanya Wilde tanya.wilde@email.com	Guest 3x	Removed	-	-	Jan 16, 2024	John Doe	...
8	 Emma Carter emma.carter@email.com	Admin	Active	View only	-	Today	John Doe	...
9	 Liam Bennett liam.bennett@email.com	Admin	Paused	Enterprise	-	Today	John Doe	...
10	 Sophia Reynolds sophia.reynolds@email.com	Admin	Invited	Enterprise	Resource Management	Today	John Doe	...
11	 Noah Mitchell noah.mitchell@email.com	Admin	Removed	-	-	Today	Joined independently	...
12	 Ava Patterson ava.patterson@email.com	Unclaimed	Active	View only	-	Today	User is in an external organiz...	...
13	 Ethan Brooks ethan.brooks@email.com	Unclaimed	Removed	View only	-	Jan 16, 2024	User is a form submitter	...

Our Customer Success team can help you achieve your goals. [Get in touch](#)

Drive operational consistency with enhancements in the admin console

Resources →



Overview

Admins can quickly save custom views as well as manage user roles and add-on access in the admin console.



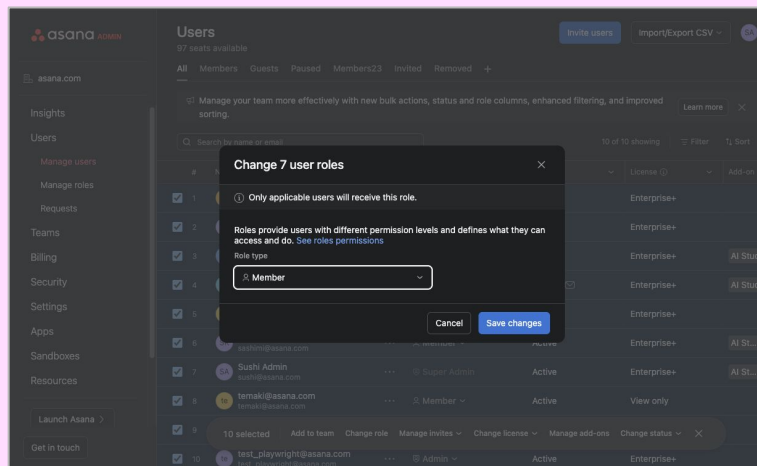
Key benefits

- Admins can quickly ensure that the right people are set up with the right access
- Admins can view the information they need by keeping the most relevant filters, sorts, and columns intact



Key use cases

- Admin controls & security
- Onboarding



How it works

In the Admin Console Users page, create custom saved views by clicking “+” or “save as a new tab.” Use the bulk actions toolbar to select multiple users and choose “change role” or “manage add-ons” to apply the changes.